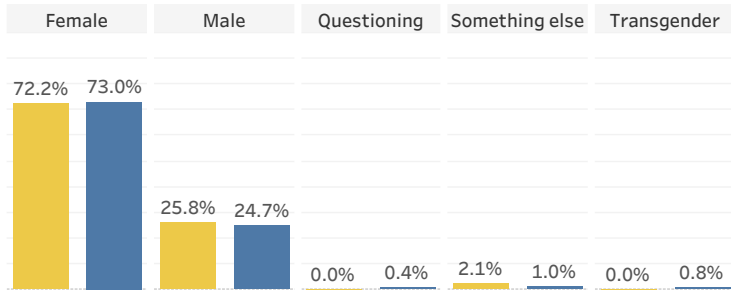


### Gender



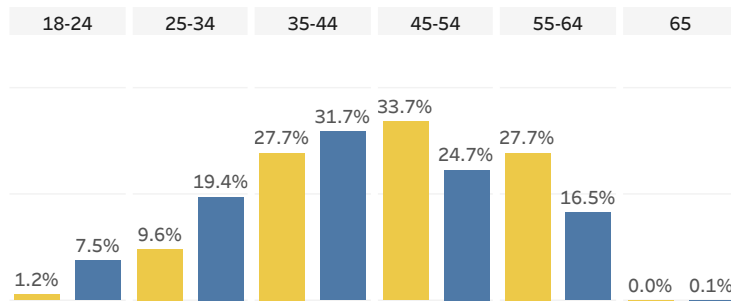
### What voices are missing from our community survey results?

WA State Community Prevention and Wellness Initiative 2021 Community Survey Results\* in Port Angeles, WA

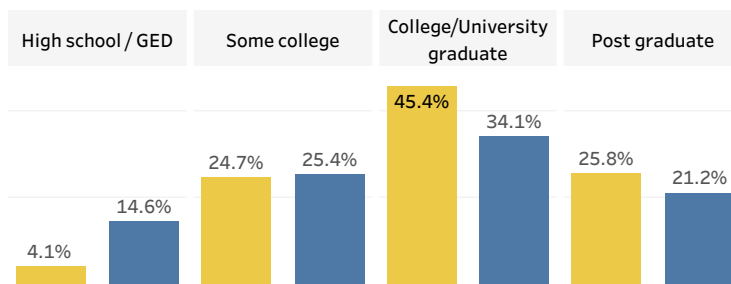
*\*Only 105 residents responded to the Port Angeles survey, this sample is NOT representative of the population.*

Port Angeles  
Washington State

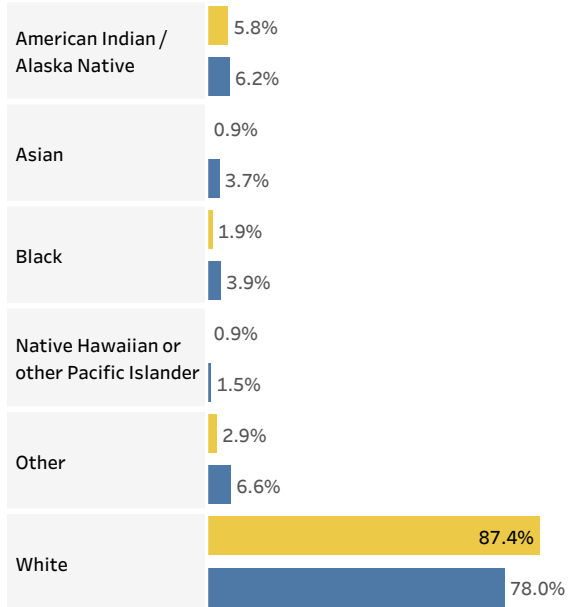
### Age



### Education/School



### Race



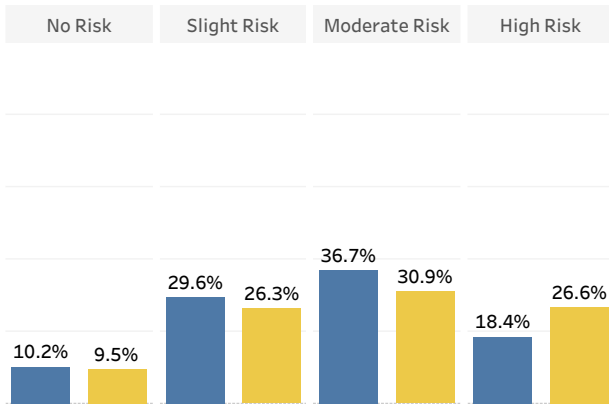
## How does our community **perceive the risks** of youth cannabis use?

*\*Only 105 residents responded to the Port Angeles survey, this sample is NOT representative of the population.*

■ Port Angeles  
■ Washington State

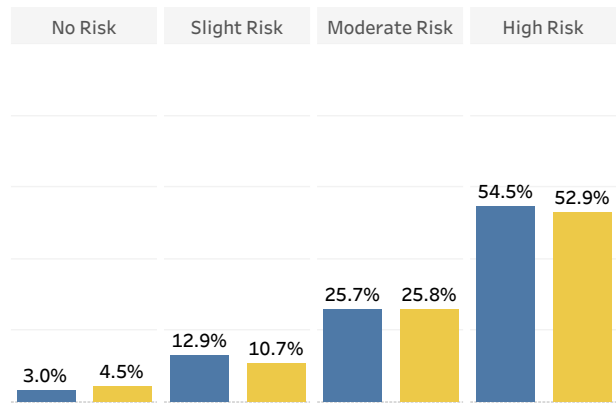
### Try Cannabis Once or Twice

Middle School Youth (6th-8th Grade)

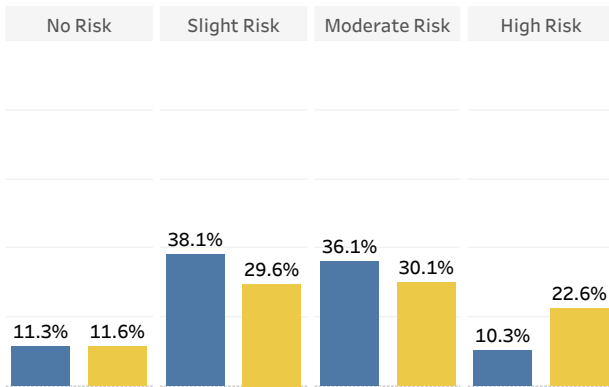


### Try Cannabis Regularly

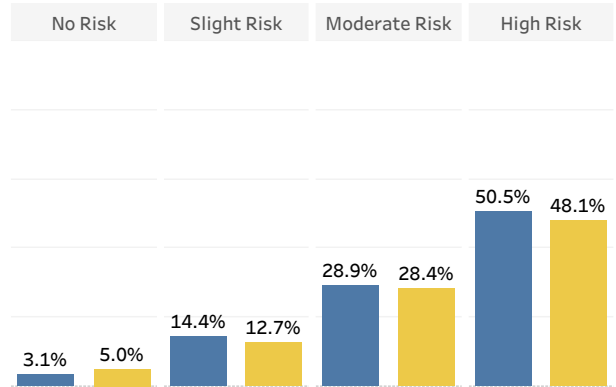
Middle School Youth (6th-8th Grade)



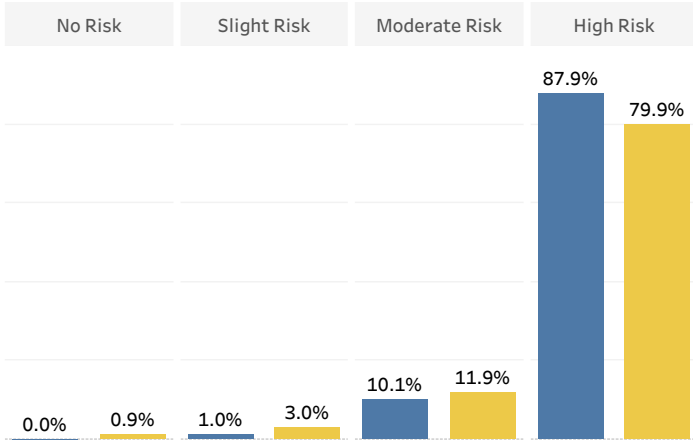
High School Youth (9th-12th Grade)



High School Youth (9th-12th Grade)



Middle School Youth (6th-8th Grade)

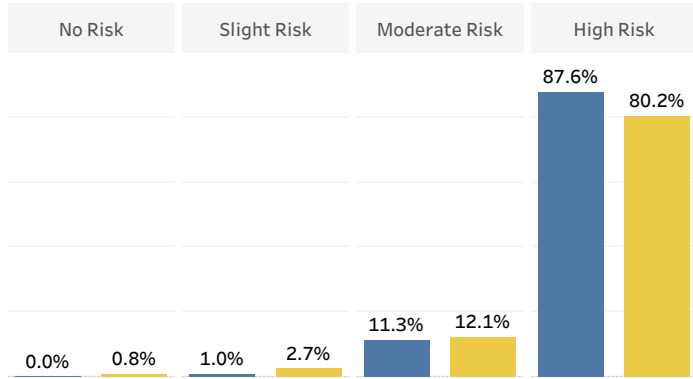


How does our community perceive the risks of youth prescription misuse?

*\*Only 105 residents responded to the Port Angeles survey, this sample is NOT representative of the population.*

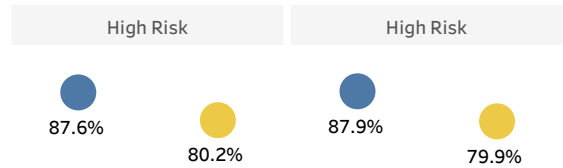
■ Port Angeles  
■ Washington State

High School Youth (9th-12th Grade)



High School Youth (9th-12th Grade)

Middle School Youth (6th-8th Grade)



## How does our community perceive youth's access to cannabis and alcohol?

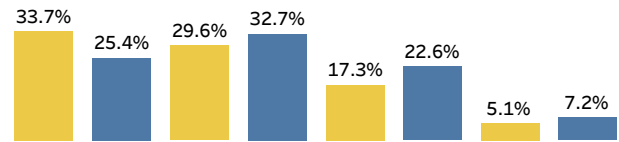
\*Only 105 residents responded to the Port Angeles survey, this sample is NOT representative of the population.

■ Port Angeles  
■ Washington State

### Youth access to cannabis

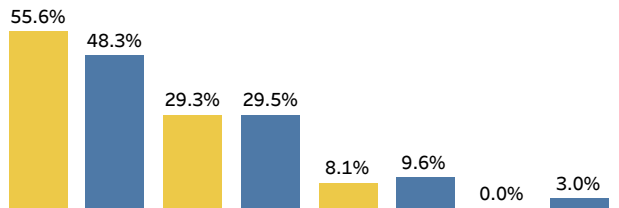
Middle School Youth (6th-8th Grade)

Very Easy   Sort of Easy   Sort of Hard   Very Hard



High School Youth (9th-12th Grade)

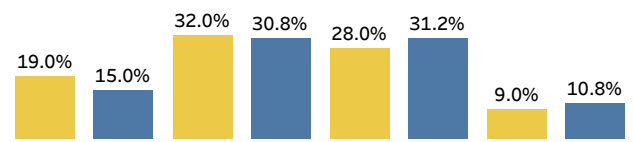
Very Easy   Sort of Easy   Sort of Hard   Very Hard



### Youth access to alcohol

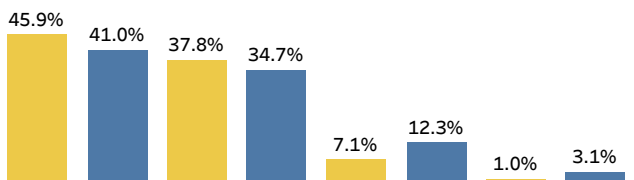
Middle School Youth (6th-8th Grade)

Very Easy   Sort of Easy   Sort of Hard   Very Hard

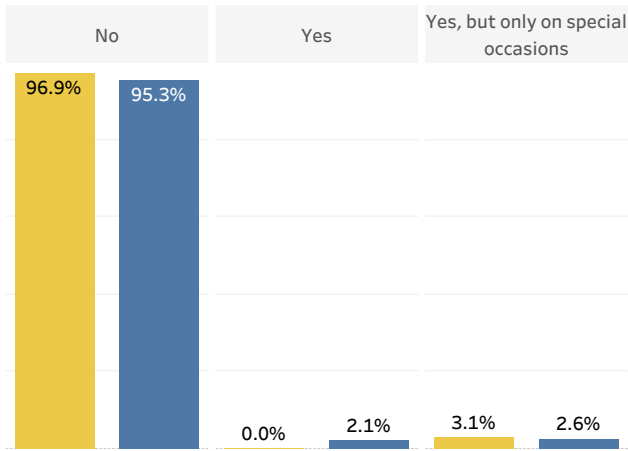


High School Youth (9th-12th Grade)

Very Easy   Sort of Easy   Sort of Hard   Very Hard



Middle School Youth (6th-8th Grade)

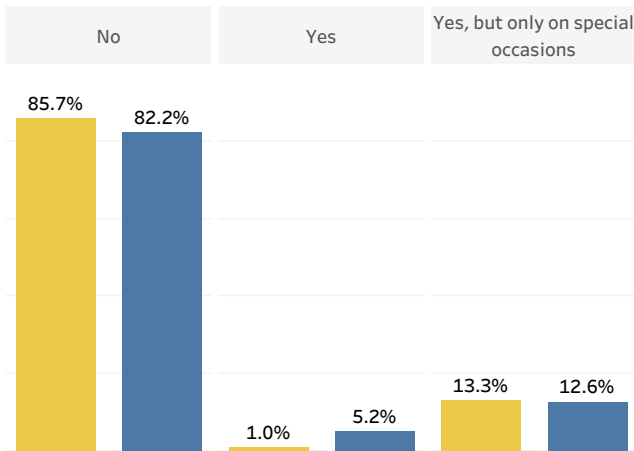


## Does our community think it is OK for youth to drink at parties if they don't get drunk?

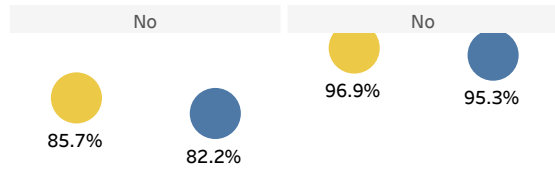
*\*Only 105 residents responded to the Port Angeles survey, this sample is NOT representative of the population.*

■ Port Angeles  
■ Washington State

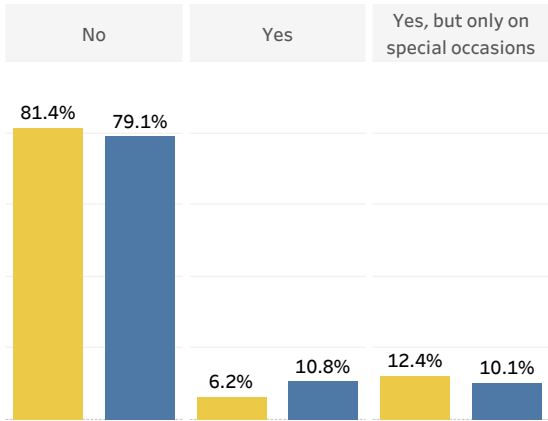
High School Youth (9th-12th Grade)



High School Youth (9th-12th Grade) Middle School Youth (6th-8th Grade)



Middle School Youth (6th-8th Grade)

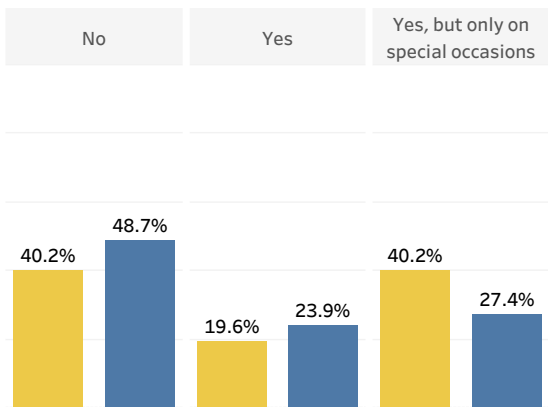


**Does our community think most adults feel it is OK to offer their children alcoholic beverages in their home?**

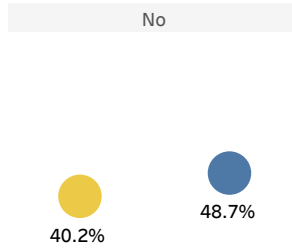
*\*Only 105 residents responded to the Port Angeles survey, this sample is NOT representative of the population.*

■ Port Angeles  
■ Washington State

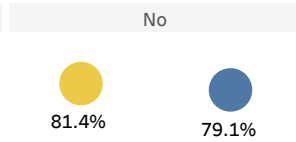
High School Youth (9th-12th Grade)



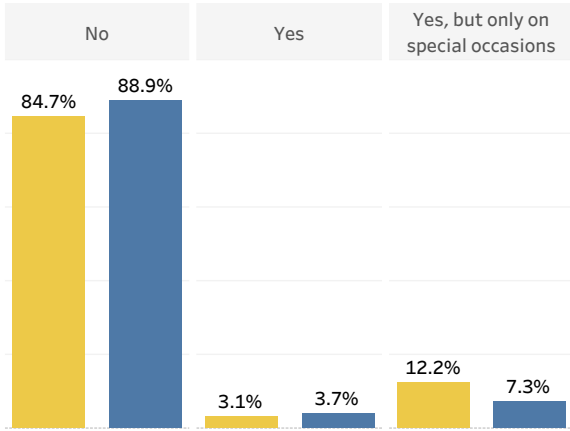
High School Youth (9th-12th Grade)



Middle School Youth (6th-8th Grade)



Middle School Youth (6th-8th Grade)

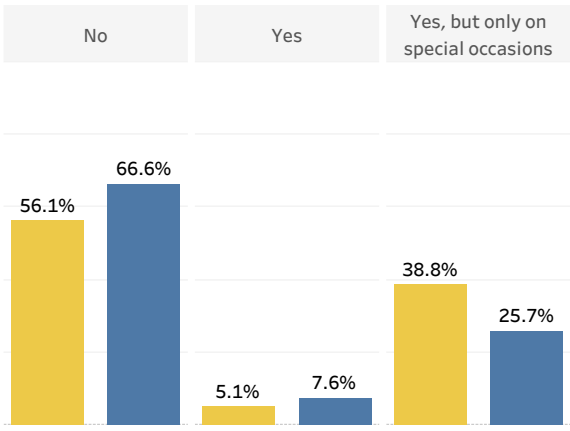


**Does our community think it is OK for parents to offer their children alcoholic beverages in their home?**

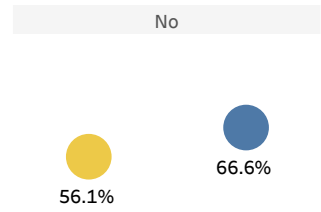
*\*Only 105 residents responded to the Port Angeles survey, this sample is NOT representative of the population.*

■ Port Angeles  
■ Washington State

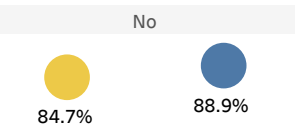
High School Youth (9th-12th Grade)



High School Youth (9th-12th Grade)



Middle School Youth (6th-8th Grade)



## What are the youth concerns of Port Angeles residents? Ranked "a serious problem."

Blue line indicates Washington State averages.

