

Appendix 7: Updated Needs Assessment with HYS 2021

2021 Healthy Youth Survey Results

Port Angeles Healthy Youth Coalition's needs assessment identifies priority data surrounding substance use and opioid use prevention in Port Angeles. The Coalition utilizes the Washington Healthy Youth Survey from the Port Angeles School District to determine trends in youth substance use, and related risks and protective factors.

The Washington Healthy Youth Survey (HYS) is a collaborative effort of the Office of the Superintendent of Public Instruction, the Department of Health, the Health Care Authority's Division of Behavioral Health and Recovery, and the Liquor and Cannabis Board. The Port Angeles School District participated in the HYS in October 2012, 2014, 2016, 2018, and most recently in 2021 with students in grades 6, 8, 10, and 12. Student participation is voluntary and anonymous.

2021 Healthy Youth Survey was administered in October as students were transitioning from fully remote back to in-person learning. Statewide results suggest mental health concerns remain high, with some signs of improved behaviors, including a decrease in substance use.¹ However, students self-reported elevated depression and suicide ideation across Washington State. The data also showed that some student populations are more heavily affected than others, including students who identify as female, LGBTQ+, students with disabilities, and students from lower-income households.

Port Angeles Healthy Youth Coalition's Epidemiological Outcomes Workgroup (EOW) analyzed the 2021 Healthy Youth Survey results for the Port Angeles School District. **Results from 12th-grade students in 2021 were suppressed due to insufficient student participation. 8th grade in 2012, 10th grade in 2016, and 12th grade in 2018 were also suppressed.** The information from all participatory years has been used here to identify patterns over time.

Key informant input from school and youth-serving sectors suggests the behaviors and experiences of students have changed the Healthy Youth Survey was administered in the fall of 2021. The number of student staff and self-referrals for mental health and substance use treatment has increased among middle and high school students in the Port Angeles School District. In the middle school grades, there have been over 120 student self-referrals for Student Assistance Professional support. Specifically, there has been an increased concern about suicide ideation and attempts among the middle school population. There have also been incidents of on-campus alcohol and illicit substance use on the middle school campus, which has surprised school staff and parents.

High school students have reported an increase in peer vape use since the return to in-person learning. Vape detectors have been installed at Port Angeles High School to respond to the increase in vape use on campus. Bathroom closures have become a concern among high schoolers who report feeling frustrated

and concerned about how to help their friends that are using vape products in the bathrooms during class time.

Despite challenges in understanding the relevance and applicability of the 2021 Healthy Youth Survey results, we have chosen to include them in our needs assessment. We will continue to discuss the COVID-19 pandemic’s impact on youth substance use and mental health, and try to better understand how these numbers can inform our planning.

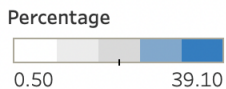
Note, that local conditions data for 2021 and 2022 were excluded in this update. Key informant interviews and listening circles are planned for the 2022-2023 school year. Also note, that community norms data from the HYS was not included in the 2021 results and omitted from the appendix.

I. Summary of Key Data with 2021 Results

The following substance use and influencing variables represent the opportunities to minimize the magnitude of substance and opioid use disorder in Port Angeles. Substance use or consumption data measured as the identified behavioral health problem is outlined below for alcohol, cannabis, cigarette, vaping, and opioid use.

Percentage of students who reported any past 30-day alcohol use by grade in Port Angeles School District and Washington State. *HYS Survey Question #38. “During the past 30 days, on how many days did you drink a glass, can, or bottle of alcohol (beer, wine, wine coolers, hard liquor)?”*

	2012		2014		2016		2018		2021	
	PASD	WA	PASD	WA	PASD	WA	PASD	WA	PASD	WA
Grade 6	2.3	2.5	3.0	2.1	1.9	1.8	0.5	2.4	1.7	2.2
Grade 8			8.7	8.1	5.8	7.6	10.7	8.4	4.0	3.6
Grade 10	28.4	23.3	23.8	20.6		20.0	16.6	18.5	8.3	8.4
Grade 12	39.1	36.1	30.4	32.9	29.7	32.0		28.0		



In the fall of 2021 in the Port Angeles School District, 8.3% of 10th graders reported past 30-day alcohol use compared to 16.6% in 2018, a decrease of 50%. Similarly, 8th-grade alcohol use declined by 62%. Interestingly, 6th-grade alcohol use increased by 240% from 0.5 in 2018 to 1.7 in 2021.

Self-reported Port Angeles School District 10th grade alcohol use is 0.1% less than state-wide averages, 8th-grade use is 0.4% higher than the state, and 6th-grade use is 0.5% less.

Percentage of students who reported any past 30-day cannabis use by grade in Port Angeles School District and Washington State. *HYS Survey Question #39. "During the past 30 days, how many days did you use marijuana or hashish (weed, hash, pot)?"*

	2012		2014		2016		2018		2021	
	PASD	WA	PASD	WA	PASD	WA	PASD	WA	PASD	WA
Grade 6	0.5	1.2	0.0	1.3	0.0	1.0	1.6	1.3	1.1	0.9
Grade 8		9.0	9.2	7.3	5.3	6.4	12.2	7.2	3.5	2.8
Grade 10	21.9	19.3	15.3	18.1		17.0	24.3	17.9	14.0	7.2
Grade 12	26.7	26.7	18.9	26.7	21.3	26.4		26.0		



October 2021 results from the Port Angeles School District, show 14% of 10th graders reported past 30-day cannabis use compared to 7.2% at the state level, a difference of 6.8%, or nearly 50% higher. Compared with 2018, 10th graders self-reported a decrease in cannabis use from 24.3% to 14% in 2021, a decline of 42%. 8th-grade use also decreased, by 87%, from 12.2% to 3.5% of students. 6th-grade use decreased by 0.5%, a difference of 31%.

Percentage of students who reported any past 30-day tobacco smoking use by grade in Port Angeles School District and Washington State. *HYS Survey Question #32. "During the past 30 days, on how many days did you smoke cigarettes?"*

	2012		2014		2016		2018		2021	
	PASD	WA	PASD	WA	PASD	WA	PASD	WA	PASD	WA
Grade 6	0.9	1.2	0.7	1.1	1.4	0.5	0.5	1.0	0.0	0.8
Grade 8		5.0	5.5	4.0	4.7	3.1	9.8	2.7	2.5	1.3
Grade 10	14.4	9.5	12.4	7.9		6.0	13.3	5.0	5.1	1.9
Grade 12	15.6	17.9	18.8	13.0	18.2	11.0		8.0		



2021 results reveal a significant decline in cigarette use among 10th, 8th, and 6th grade students in the Port Angeles School District. 10th-grade use declined by 62%, 8th-grade use declined by 74%, and 6th-grade use declined by 50%. In 2018, 13.3% of 10th graders reported smoking a cigarette in the past 30-days, this number declined to only 5.1% of students. 9.8% of 8th-grade students reported cigarette use in 2018, while only 2.5% reported use in 2021. Only 0.5% of 6th graders reported cigarette use in 2018, which declined to 0% or no students in 2021.

Despite gains in decreasing cigarette use, the number of 10th and 8th students reporting cigarette use in the Port Angeles School District still remains higher than state-wide averages in 2021. Port Angeles has 62% more 10th graders and 48% more 8th graders than state-wide students.

Percentage of students who reported any past 30 days of electronic/vape use by grade in Port Angeles School District and Washington State. *HYS Survey Question #35. “During the past 30 days, on how many days did you use an electronic cigarette, also called e-cigs or vape pens?”*

	2014		2016		2018		2021	
	PASD	WA	PASD	WA	PASD	WA	PASD	WA
Grade 8	11.2	8.5	6.3	6.2	17.1	10.5	8.8	4.8
Grade 10	30.5	18.0		13.0	32.4	21.2	14.0	7.6
Grade 12	23.4	23.1	21.8	19.9		30.0		



2021 results from the Port Angeles School District, reflect a significant decrease in 8th and 10th-grade students using vapor or e-cigarette devices. 56% decrease in 8th-grade use, and a 48% decrease in 10th-grade use. In 2018, 17.1% of 8th-grade students reported regular use, and only 8.8% of 8th graders reported regular use in 2021. A higher portion of 10th-grade students, 32.4% reported regular use in 2018, and only 14% reported regular use in 2021.

These numbers still represent a larger portion of students compared to the state-wide average. Port Angeles School District use is 46% and 45% higher than the state for 8th and 10th-grade students.

Percentage of students who reported any past 30-day use of prescription medication not prescribed to them by grade in Port Angeles School District and Washington State. *HYS Survey Question #43. “During the past 30 days, did you use a prescription drug not prescribed to you?”* 6.5% of 10th grade students in 2021 reported prescription misuse, compared to 9.4% in 2018. 0% or no 8th-grade students reported misuse in 2021, compared with 5.8% in 2018. This is a decrease of 31% and 100%, respectively.


These same students were asked if in the last 30-days they “use a pain killer to get high, like Vicodin, OxyContin (sometimes called Oxy or OC), or Percocet (sometimes called Percs)?” 2.6% of 10th grade students in 2021 reported pain killer misuse, compared to 8.5% in 2018. Only 1% of 8th-grade students reported misuse in 2021, compared to 3.3% in 2018. A decrease of 70% for both grades.

See charts below for comparisons of 10th grade averages

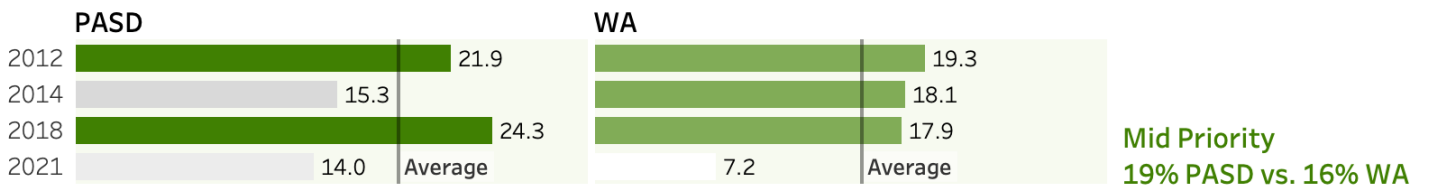
10th Grade Use Substance Use, Port Angeles School District and Washington State Averages

For each substance type the x-axis are not synchronized. Please compare within each substance, rather than visually compared substances to each other. The trend average from 2012 to 2021 are stated on the left of the charts.

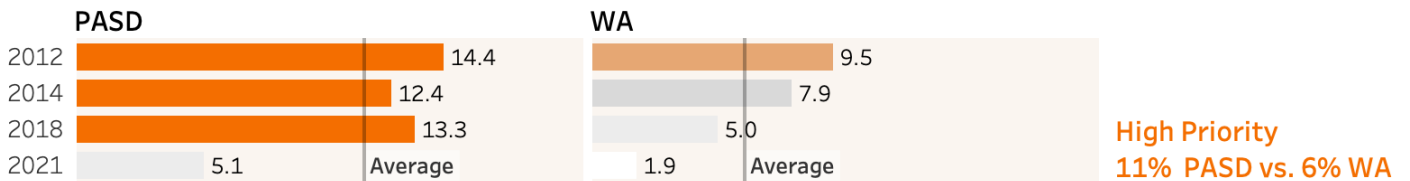
Alcohol Use Among 10th Grade Students




Cannabis Use Among 10th Grade Students



Cigarette / Smoking Use Among 10th Grade Students



E-Cigarette / Vaping Use Among 10th Grade Students



Average use of alcohol and cannabis over time among 10th-grade students in Port Angeles versus Washington State are comparable. However, the average number of 10th graders smoking cigarettes over time is 11% compared to 6% of the state average. Another high priority is e-cigarette or vape use, with 26% of 10th graders on average from 2014 to 2021 using, compared with 16% on the state average.

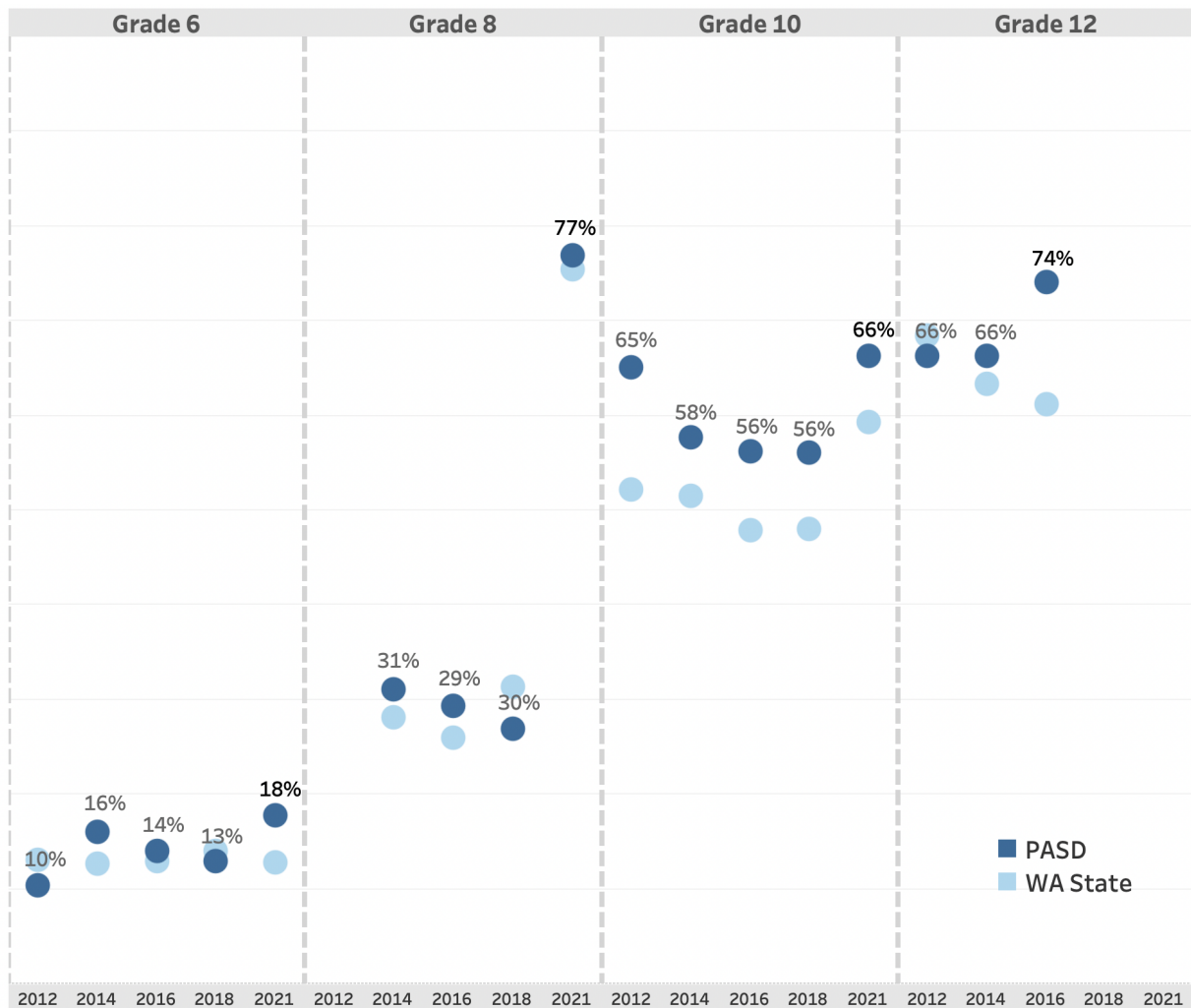
Intervening Variables with 2021 HYS Results

II. Risk Factors

Perceived availability of substances increases the risk of early initiation and intensity of use. Youth who reported a substance is “*sort of easy*” or “*very easy*” to get were identified as a priority in our analysis.

Alcohol perceived availability (Grades 6, 8, 10, 12) Port Angeles School District and Washington State. 2021 results reveal an abnormal increase in 8th graders perceiving easy access to alcohol. Grades 6 and 10 also report an increase in access.

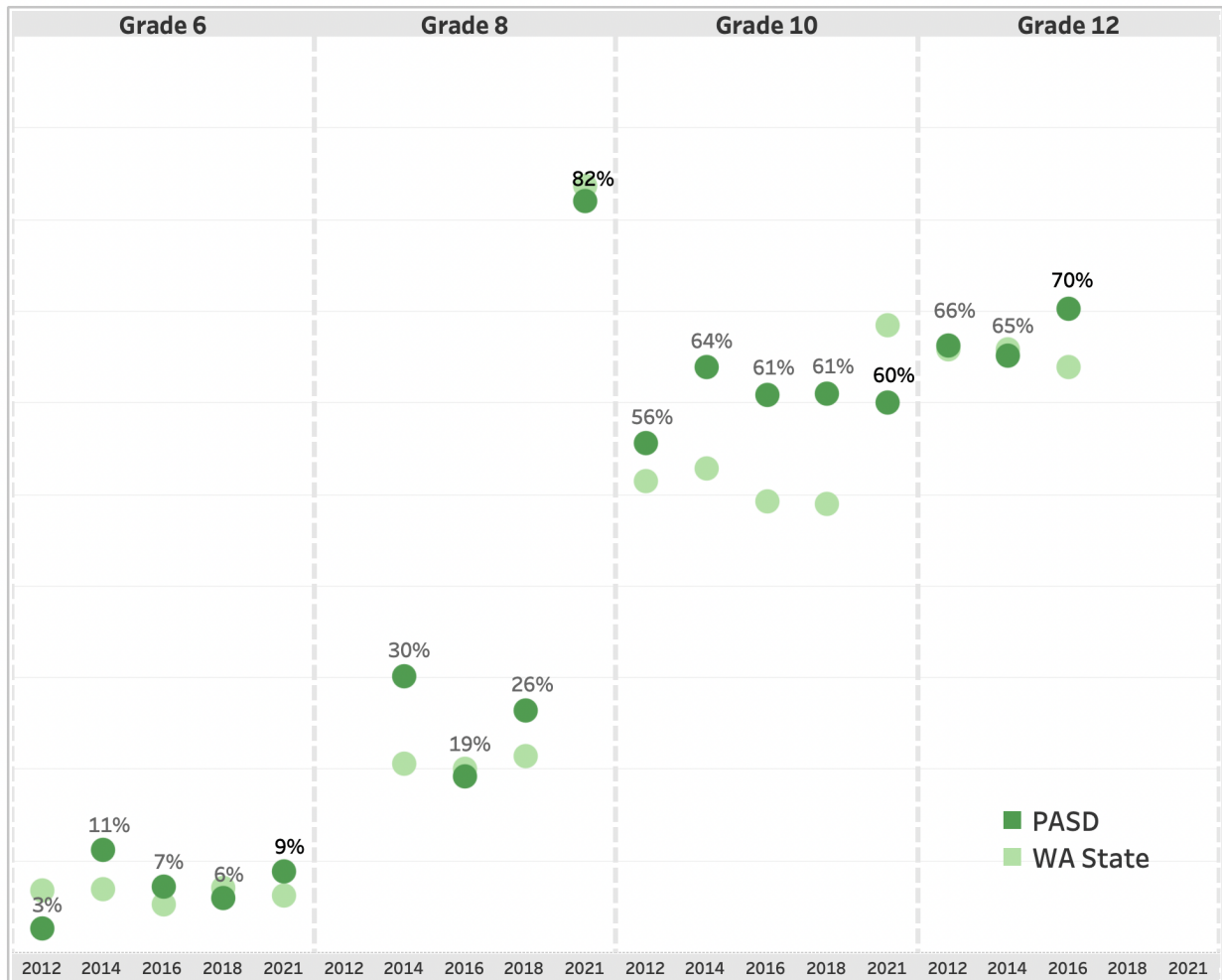
Percentage of students who reported alcohol as “Sort of Easy” and “Very Easy” to get, by grade in 2012, 2014, 2016, 2018, and 2021 in Port Angeles School District and Washington State.



ALCOHOL - HYS Survey Question #172. “If you wanted to get some beer, wine, or hard liquor (for example, vodka, whiskey, or gin), how easy would it be for you to get some?” Answers shown represent “*sort of easy*” and “*very easy*.”

Cannabis perceived availability (Grades 6, 8, 10, 12) Port Angeles School District and Washington State. Again, 2021 results show an abnormal increase in 8th-grade students perceiving cannabis to be easy to get. Perceived accessibility among 6th graders increased slightly and decreased among 10th graders.

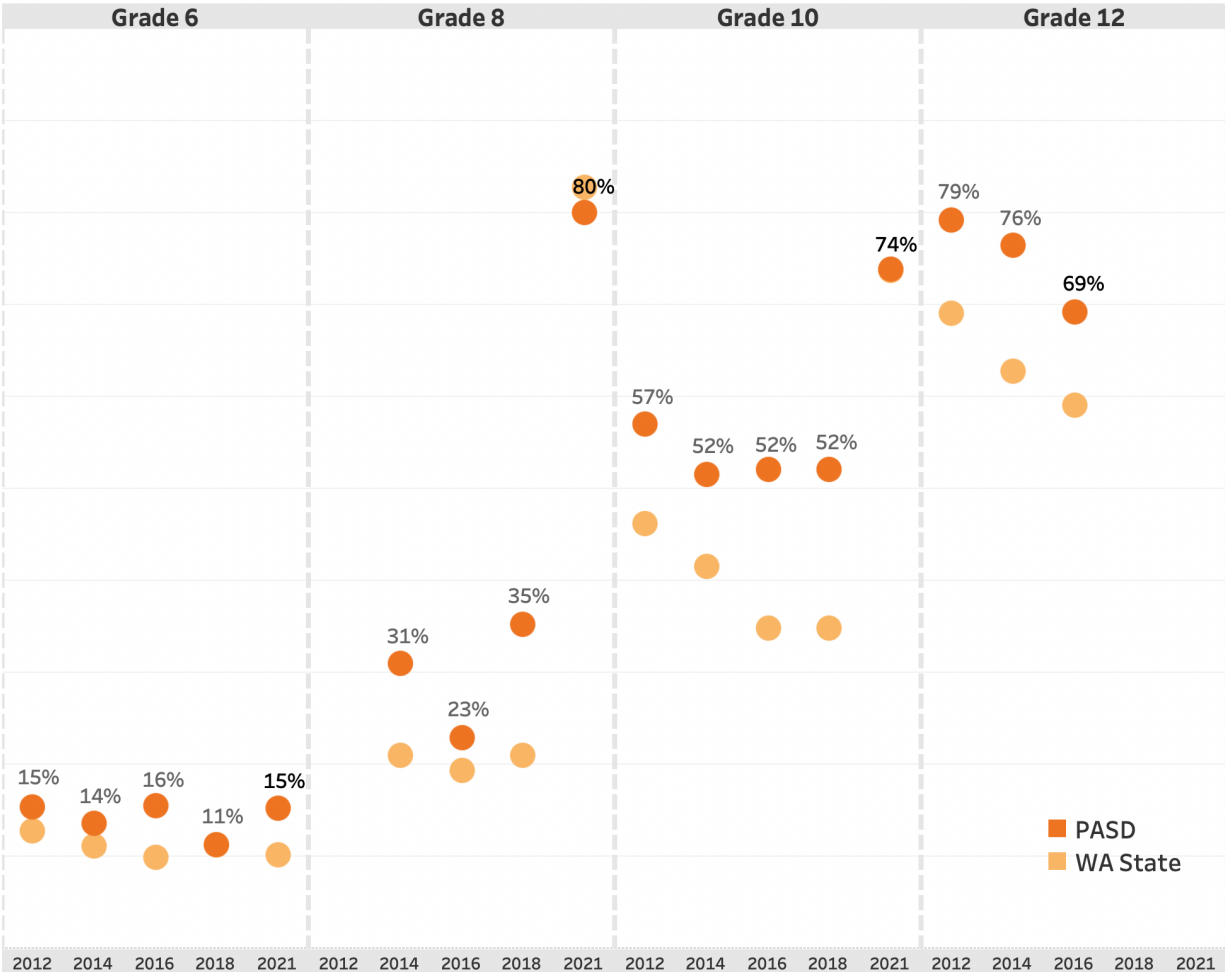
Percentage of students who reported cannabis as “Sort of Easy” and “Very Easy” to get, by grade in 2012, 2014, 2016, 2018, and 2021 in Port Angeles School District and Washington State.



CANNABIS - HYS Survey Question #174. “If you wanted to get some marijuana, how easy would it be for you to get some?” Answers shown represent “sort of easy” and “very easy.”

Tobacco perceived availability (Grades 6, 8, 10, 12) Port Angeles School District and Washington State. This cohort of 8th-grade students represents a significant increase in the perceived availability of substances, including tobacco. However, for tobacco, there is also a significant increase in 10th graders' perceived easy access. 6th-grade students self-report a smaller increase.

Percentage of students who reported tobacco as “Sort of Easy” and “Very Easy” to get, by grade in 2012, 2014, 2016, 2018, and 2021 in Port Angeles School District and Washington State.

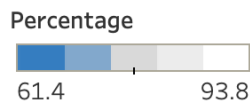


TOBACCO - HYS Survey Question #173. "If you wanted to get some cigarettes, how easy would it be for you to get some?" Answers shown represent "sort of easy" and "very easy."

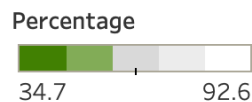
Perceived Friends' Attitudes Towards Substance Use (Grades 8, 10, 12) Port Angeles School District and Washington State. When students are asked how wrong their friends would feel if they used alcohol (regular use), cannabis, and cigarettes (or tobacco), in many cases, the majority of students perceive their friends would think it is "wrong" or "very wrong."

Percentage of students who reported their friends feel it is "Wrong" and "Very Wrong" for them to use substances, by grade in 2014, 2016, 2018, and 2021 in Port Angeles School District and Washington State. HYS Survey Question #50, #66, #75. "How wrong do your friends feel it would be for you to: Use tobacco/Use marijuana/Have one or two drinks of an alcoholic beverage?" Answers shown represent "wrong" and "very wrong."

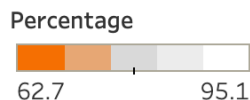
		Grade 8		Grade 10		Grade 12	
		% PASD	% WA	% PASD	% WA	% PASD	% WA
		Alcohol Disapproval	2014	91.2	89.6	69.6	76.9
	2016	93.8	88.7			61.4	68.6
	2018	77.3	84.5	72.2	73.7		
	2021	90.3	90.3	78.8	83.8		



		Grade 8		Grade 10		Grade 12	
		% PASD	% WA	% PASD	% WA	% PASD	% WA
		Cannabis Disapproval	2014	84.8	87.6	66.3	65.1
	2016	92.6	86.1			34.7	51.5
	2018	73.2	82.4	61.1	60.2		
	2021	85.9	87.7	63.8	71.9		



		Grade 8		Grade 10		Grade 12	
		% PASD	% WA	% PASD	% WA	% PASD	% WA
		Cigarettes Disapproval	2014	93.4	92.1	77.5	82.6
	2016	95.1	91.4			62.7	74.8
	2018	77.4	88.6	73.4	81.3		
	2021	87.1	91.8	78.8	86.0		



*Survey questions not included until the 2014 Healthy Youth Survey.

Perceived Risk of Harm from Substance Use (Grades 6, 8, 10, 12) Port Angeles School District and Washington State.

Percentage of students who reported that people risk harming themselves if they regularly use substances “Slight Risk” and “No Risk” by grade in 2014, 2016, 2018, and 2021 in Port Angeles School District and Washington State. HYS Survey Question #59, #222, #224, #225. “How much do you think

people risk harming themselves if they: Smoke one or more packs of cigarettes per day/Use marijuana regularly (at least once or twice a week)/Take one or two drinks of an alcoholic beverage (wine, beer, a shot of liquor) nearly every day?/Use electronic cigarettes, also called e-cigs or vape pens regularly?"
 Answers shown represent "no risk" and "slight risk."


		Grade 6		Grade 8		Grade 10		Grade 12	
		% PASD	% WA	% PASD	% WA	% PASD	% WA	% PASD	% WA
		Perceived Low Risk of Alcohol Use	2012	39.3	36.4			30.1	23.1
	2014	38.3	32.5	24.0	21.4	33.3	20.7	38.9	25.2
	2016	27.7	32.8	22.4	23.7			29.9	25.8
	2018	31.5	33.8	27.9	25.0	35.1	23.6		
	2021	34.1	26.6	22.8	18.7	16.9	16.6		

Percentage Perceive "Slight Risk" and "No Risk"



		Grade 6		Grade 8		Grade 10		Grade 12	
		% PASD	% WA	% PASD	% WA	% PASD	% WA	% PASD	% WA
		Perceived Low Risk of Cannabis Use	2012	16.1	16.2			35.9	29.1
	2014	20.2	19.0	24.0	19.6	41.2	34.0	40.3	45.0
	2016	19.2	18.0	16.3	20.7			54.6	44.6
	2018	24.6	19.9	31.0	22.9	34.0	24.8		
	2021	26.1	19.2	23.4	19.2	43.4	28.5		

Percentage Perceive "Slight Risk" and "No Risk"



		Grade 6		Grade 8		Grade 10		Grade 12	
		% PASD	% WA	% PASD	% WA	% PASD	% WA	% PASD	% WA
		Perceived Low Risk of Cigarettes Use	2012	10.6	13.0			7.8	5.8
	2014	10.9	12.1	4.8	5.7	9.3	6.0	9.7	6.0
	2016	7.8	11.5	8.1	6.5			10.4	7.0
	2018	9.3	12.3	6.9	6.8	11.3	7.3		
	2021	14.8	16.8	9.8	8.9	6.5	8.0		

Percentage Perceive "Slight Risk" and "No Risk"



Perceived Low Risk of Electronic Cigarettes Use		Grade 8		Grade 10		Grade 12	
		% PASD	% WA	% PASD	% WA	% PASD	% WA
		2016	17.7	23.5			50.7
2018	21.0	20.4	36.8	26.3			
2021	19.6	12.0	21.1	13.0			

Percentage Perceive "Slight Risk" and "No Risk"



*Electronic cigarette use survey question not included until 2016 Healthy Youth Survey.

Access to Food and Housing - Students were asked about their current living arrangements and food availability. Students perceiving food insecurity reduced significantly in 2021, compared to 2018. 8th grade perceived food insecurity was reduced by 80%, representing 3% of 8th graders. Perceived food insecurity was reduced by 59% for 10th grade, representing 5.7% of 10th graders. Similarly, housing insecurity was reduced by 28% among 8th-grade students, representing 4.4% of 8th graders. Among 10th graders, there is a 62% decrease, representing 1.9% of 10th graders.

Percentage of students experiencing insecurity related to food and/or housing, in 2018 for 8th and 10th graders, and 2016 for 12th graders in Port Angeles School District and Washington State.

		Grade 8		Grade 10		Grade 12	
		% PASD	% WA	% PASD	% WA	% PASD	% WA
Housing Insecure	2018	6.1	5.5	5.0	5.7	10.5	5.9
	2021	4.4	2.4	1.9	2.5		
Food Insecure	2018	15.0	9.6	13.8	12.4	14.9	15.7
	2021	3.0	3.4	5.7	4.0		

HYS Survey Question #14 and #85. "Are your current living arrangements the result of losing your home because your family cannot afford housing?" The answers shown represent "Yes." "How often in the past 12 months did you or your family have to cut meal size or skip meals because there wasn't enough money for food?" Answers shown represent "Often" and "Very Often."

Emotional and Physical Abuse - Students were also asked if a parent or adult in their home swears, insults, or humiliates them. Students who answered "often" and "very often." In 2018, 21.4% of 8th graders, 16.5% of 10th graders, and 9.8% of 12th graders reported a past incident of physical abuse. Among 8th graders, reported abuse is 42% higher than the statewide averages. 10th graders are only 12% higher, and 12th graders are actually 27% lower. 2021 Healthy Youth Survey results reflect a decrease in reported abuse compared to 2018, a 2% fewer 8th graders, and a 4.7% fewer 10th graders.

Students were asked about lifetime incident(s) of being physically hurt on purpose by an adult, where it left a mark, bruise, or injury. In 2018, 33.7% of 8th graders, 33% of 10th graders, and 32.9% of 12th graders reported a past incident of physical abuse. Among 8th graders, the percentage of students reporting abuse was 39% higher than the statewide averages. 10th grade was 24% higher than the state, and 12th graders' reports were 33% higher. 2021 Healthy Youth Survey results reflect a decrease in reported abuse compared to 2018, an 8% increase in 8th graders, and a 10.6% fewer 10th graders.

Percentage of students experiencing emotional and/or physical abuse in 2018 and 2021 for 8th and 10th graders, and in 2016 for 12th graders in Port Angeles School District and Washington State.

		Grade 8		Grade 10		Grade 12	
		% PASD	% WA	% PASD	% WA	% PASD	% WA
Emotional Abuse	2018	21.40	12.20	16.50	14.50	9.80	13.50
	2021	19.40	10.00	11.80	9.70		
Physical Abuse	2018	33.70	20.40	33.00	25.20	32.90	22.10
	2021	25.70	17.30	22.40	18.00		

HYS Survey Question #135 and #136. *“Has an adult ever physically hurt you on purpose (like pushed, slapped, hit, kicked or punched you), leaving a mark, bruise, or injury?”* The answers shown represent “Yes.” *“How often does a parent or adult in your home swear at you, insult you, put you down or humiliate you?”* Answers shown represent “Often” and “Very Often.”

Suicide and Depression - Students were asked if during the past 12 months, they ever felt sad or hopeless almost every day for two or more weeks in a row and if that impacted activities. The percentage of 8th graders experiencing depression increased from 38.7% in 2018 to 42.6% in 2021. This is 18% higher than the state-wide average for 8th graders. The percentage of 10th graders experiencing depression also increased from 46.1% to 47.4%. This is 20% higher than the state-wide average for 10th graders for 2021.

Students also answered if they ever seriously considered attempting suicide in the past 12 months. The percentage of 8th graders self-reporting considering suicide increased from 27.4% in 2018 to 28.9% in 2021. This is 34% higher than the state-wide average for 8th graders. The percentage of 10th graders experiencing depression also increased from 27.5% to 28.8%. This is 32% higher than the state-wide average for 10th graders for 2021.

Students attempting suicide decreased in 2021, 15.3% of 8th graders self-reported attempting suicide in 2018, compared to 11.9% of 8th graders in 2021. 15.1% of 10th graders self-reported attempting suicide in 2018, compared to 13.2% in 2021. 2021 results are still higher than sitewide averages, 24% higher for 8th graders in Port Angeles, and 38% higher for 10th graders.

Percentage of students who experienced depression and/or attempted and/or considered suicide in 2018 and 2021 for 8th and 10th grade, and in 2016 for 12th grade in Port Angeles School District and Washington State.

		Grade 8		Grade 10		Grade 12	
		% PASD	% WA	% PASD	% WA	% PASD	% WA
Depression	2018	38.7	32.2	46.1	40.0	43.9	36.7
	2021	42.6	35.0	47.4	38.1		
Considered Suicide	2018	27.4	20.1	27.5	23.0	23.8	20.2
	2021	28.9	19.0	28.8	19.6		
Attempted Suicide	2018	15.3	9.9	15.1	10.0	9.2	8.7
	2021	11.9	9.1	13.2	8.2		

HYS Survey Question #141, #142, and #144. *“During the past 12 months, did you ever feel so sad or hopeless almost every day for two weeks or more in a row you stopped doing some usual activities?”* Answers shown represent “Yes.” *“During the past 12 months, did you ever seriously consider attempting suicide?”* The answers shown represent “Yes.” *“During the past 12 months, how many times did you actually attempt suicide?”* The answers shown represent “More than 0 times.”

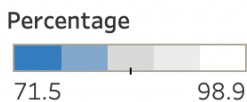
III. Protective Factors

Perceived Parental Attitudes Towards Substance Use, (Grades 8, 10, 12) Port Angeles School District and Washington State. When students are asked how wrong their parents would feel if they used alcohol, cannabis, and cigarettes, the majority of students agree their parents would think it is “very wrong” or “wrong.”

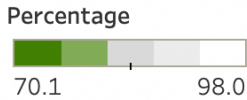
Percentage of students who reported their parents to feel it is “Wrong” and “Very Wrong” for them to use substances, by grade in 2014, 2016, and 2018 in Port Angeles School District and Washington State.

HYS Survey Question #181, #182, #183. *“How wrong do your parents feel it would be for you to Drink/Smoke cigarettes/Smoke marijuana?”* Answers shown represent “wrong” and “very wrong.”

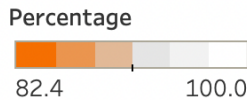
		Grade 8		Grade 10		Grade 12	
		% PASD	% WA	% PASD	% WA	% PASD	% WA
Alcohol Disapproval	2012			78.6	87.0	71.5	75.6
	2014	96.2	95.2	87.7	87.9	72.9	76.2
	2016	96.0	94.4			74.0	76.4
	2018	95.4	93.9	85.9	88.9		
	2021	92.5	98.9	78.3	85.5		



		Grade 8		Grade 10		Grade 12	
		% PASD	% WA	% PASD	% WA	% PASD	% WA
		Cannabis Disapproval	2012			86.4	89.9
	2014	93.4	95.4	84.7	88.8	82.7	82.9
	2016	98.0	94.6			70.1	82.5
	2018	95.1	94.9	88.9	89.6		
	2021	96.8	94.9	79.2	90.6		



		Grade 8		Grade 10		Grade 12	
		% PASD	% WA	% PASD	% WA	% PASD	% WA
		Cigarettes Disapproval	2012			91.3	95.4
	2014	97.2	97.8	95.9	95.9	82.4	91.9
	2016	100.0	97.9			84.4	93.6
	2018	97.2	98.2	91.9	97.5		
	2021	97.8	97.8	93.6	98.0		



Parental Conversations About Substance Use (Grades 8, 10, 12) Port Angeles School District and Washington State.

My parents or guardian have talked to me about...

		Grade 8		Grade 10		Grade 12	
		% PASD	% WA	% PASD	% WA	% PASD	% WA
		Why not to drink alcohol	2018	63.2	64.6	63.3	61.4
	2021	57.0	61.6	57.5	61.0		
Why not to use marijuana	2018	61.4	64.2	64.3	60.2	39.5	54.0
	2021	54.8	59.9	55.1	58.3		
Clear rules about alcohol and drug use	2018	90.1	87.3	78.5	83.0	73.7	80.7
	2021	91.4	92.4	90.8	89.8		

HYS Survey Question #64, #74, #194. "My family has clear rules about alcohol and drug use." The answers represent "yes" and "YES!" "NOT including talks about drinking and driving, in the past year have your parents or guardians talked to you about why you should not drink alcohol?" Answers represented include "Yes, a number of times" and "Yes, once." "In the past year, have your parents or guardians talked to you about why you should not use marijuana?" Answers represented include "Yes, a number of times" and "Yes, once."

Trusted Adults - Positive Opportunities for Prosocial Involvement (Grades 8, 10, 12) Port Angeles High School and Washington State.

I have a trusted adult to...

		Grade 8		Grade 10		Grade 12	
		% PASD	% WA	% PASD	% WA	% PASD	% WA
Talk to about something important	2018	72.4	74.0	70.7	69.8	77.2	74.3
	2021	71.6	65.7	77.2	65.3		
Turn to for help	2018	64.3	73.6	62.3	67.2	72.4	74.7
	2021	67.2	69.2	68.7	68.2		

HYS Survey Question #149 and #179. *“When you feel sad or hopeless, are there adults that you can turn to for help?”* Answers shown represent “Yes” and N/A. *“There are adults in my neighborhood or community I could talk to about something important.”* The answers shown represent “yes” and “YES!”